



Year 9: Squatter Settlements (3D project)

Art & Design

This unit covers:

- Artist research
- Collage/Mix media
- Drawing and design
- 3D design (Construction)



AO1 Develop
1. Research page on squatter settlements


AO1:

AO2 Experiment
2. Respond to Seth Clarke. Background surfaces/ Mix media.

AO2: Experiment
3. Develop use of texture inspired by Anselm Keifer.

AO3:

AO4: Create
5. Create structure of 3D settlement using a range of materials.



Key

- Course Info
- Assessment points and grade

Assessment Objectives

AO1: Develop
Ability to generate ideas inspired by artist and primary research.

AO2: Experiment
Ability to experiment with a range of drawing materials, exploring different processes and techniques.

AO3: Record
Evaluate creative judgments through reflective practice. Plan for final outcomes.

AO4: Create
Create a final piece which responds to the theme.

AUTUMN START



AO3: Record
4. Plan your 3D design



AO4: Create
6. Refine your 3D piece by refining surfaces.

AO4:

Option for the Poor and Vulnerable

Dignity of the Human Person

Family and Community



The Year 9 Learning Journey: Identity

This unit covers:

- Artist research/Conceptual Art
- Portraiture
- Collage
- Typography
- Selecting a campaign
- Stencil design and making
- Composition
- Mixed media

Year 9 – Activism

Ke

y

Course Info

Key

Key assessment Point

Art & Design

Assessment Objectives

Develop

Ability to develop ideas inspired by artist and primary research.

Experiment

Ability to experiment with a range of drawing materials, exploring different processes and techniques.

Record


Explain creative judgments through reflective practice. Plan for final outcomes.

Create personal response


Create a final piece which responds to the theme.



AO1 Develop:
1. Artist research on Banksy.



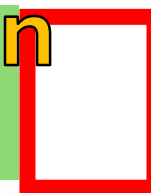
AO2 Experiment
3. Research on Victoria Villisana.
4. Mixed media portrait.



AO3: Record
7. Research an issue and famous activist.




AO4: Create
7. Create a final campaign poster using paint, collage.



AO2 Experiment
5. Stitch techniques.
6. Brush techniques.



AO3: Record
4. Plan and design a personal campaign.



AO4: Create
6. Complete poster with stencil and stitch.

SPRING START

AO1 Develop
2. Banksy inspired collage/spray paint sample.

