



Year 8: Folk Art Pattern and Illustration

Key

Course Info

Assessment points and grade

Assessment Objectives

AO1: Develop
Ability to generate ideas inspired by artist and primary research.

AO2: Experiment
Ability to experiment with a range of drawing materials, exploring different processes and techniques.

AO3: Record
Evaluate creative judgments through reflective practice. Plan for final outcomes.

AO4: Create
Create a final piece which responds to the theme.

This unit covers:

- Mexican Folk Art
- Artist research
- Colour theory and colour mixing
- Pattern and illustration
- Symmetrical patterns
- Painting techniques
- Etching/Sgraffitto

Art & Design



AO1 Develop
1. Refresh colour theory
2. Jet Martinez colour study.

AO1:

AO2 Experiment
5. Symmetrical patterns
6. Watercolor techniques

AO3: Record
10. Plan final ideas.

AO4: Create
Outcome inspired by Folk pattern.

AO1 Develop
3. Observational drawings.

AO2 Experiment
7. Textured drawings
8. Aitch

AO3: Record
Stencil designs

AO4: Create
12. Final outcome

Home learning

Artists research

Observational drawings

Recording patterns

Evaluations based on practical skills

AUTUMN START

SPRING UNIT 2



Year 8: Folk Art Pattern and Illustration



This unit covers:

- Design from resources and imagination
- Artist research
- 3D construction
- Paper mache
- Painting
- Pattern application.
- Independent learning

Art & Design



Key



Course Info



Assessment points and grade

Assessment Objectives

Develop

Ability to develop ideas inspired by artist and primary research.

Experiment

Ability to experiment with a range of drawing materials, exploring different processes and techniques.

Record


Explain creative judgments through reflective practice. Plan for final outcomes.

Create personal response

Create a final piece which responds to the theme.

AO1 Develop

1. Knowledge of Folk Art and Alebrijes



AO2 Experiment

3. Make taxidermy animal head using newspaper and paper mache.





AO4: Create

4. Paint sculpture and embellish with POSCA pens.



AO3: Design

2. Create your taxidermy animal head.



AUTUMN START



SPRING UNIT 2

Home learning

Artists research

Recording patterns

Collect recyclable objects

Evaluations based on practical skills